

Wheels & Axles 13



6TC-19



6TC-19ORG



8BAL \$24.00 A
drive wheel, red, STD
BAL electric, set/4
-9-9E-10E-318E-381-
BAL electric motors



8MEW \$32.00 A
drive wheels, set/4
std electrics
-8-8E-9-9E-10-10E-3
super or BAL motor



8/10-BAL \$43.00 A
drive wheels,
gears, bearings, axles
assy BAL
-8-8E-10-10E-318-31



9T-20 \$2.00 A
axle, car 500 series
.125d
std-309-310-312-319

Part No. \$0.00
Part Description
Fits the Following

6TC-19 \$0.50 A
wheel, blind 6 wheel
trucks
-2625-2627-2628-
Irvington / Madison

6TC-19ORG \$1.00 A
wheel, blind orig,
center
-2625-2627-2628-



33-DW \$26.00 A
drive wheels, red
spoked, smaller, set/4



200 \$4.00 A
wheel tinplate, truck
disc-see:752t-72
[n] 35-T-1, 319t-15
-211-212-213-214-21



226E-21 \$0.30 A
o axle, long rear
truck, prewar
-224-224e-225-225e-
loco



226E-65 \$6.50 A
end plain drive
wheel, orig
-224-224e-225-225e-
locos



226E-95 \$0.30 A
o axle, long trail
truck, postwar
-226-226e-726-736-7



238-1935 \$30.00 A
drive wheel, large
[n] rim, gear, w/cpin, s



238E-DW \$30.00 A
drive wheel, thin
rim, gear, w/cpin, set/4
-238E-259E-264E-26
-238E-259E-26E4-26

-33- loco



249E-NOS \$28.00 A
drive wheel, lg blk
rim, gear, w/cp,
axles, set/4
-238e-249e-255e-25



249-W \$1.50 A
wheel, pilot truck
disc-see:752t-72
-249-249e-262-262e
pilot truck



249-WS \$5.00 A
wheel, rear
truck, spoke, bk, wo/ri
CH
-249-249e-260e-263



255DW \$27.00 A
drive wheels, bk
spoke, [n] rim
wo/gear, set/4
-255-255e-260e-263



255W \$6.00 A
wheel, Truck, black
spoke N/rim
-249-249e-263-255-
truck wheel



257 \$5.00 A
wheel, truck red
spoked [n] rim
-257-258-249-249e-2



257-27 \$1.00 A
axle loco truck
.140d special size
-257-258-249-249e-2

Wheels & Axles 13



257-7 \$27.00 A
drive wheels ,red
spoke, [n]rim, set/4
-257-258-249-249e-2
locos

257A \$1.00 A
axle, truck wheels
.130D
-257-258-249-249e-2

259-W \$1.50 A
wheel, pilot black
brass
-259-259e-264e-265e
loco

260E-11 \$5.00 A
wheel, truck red
spoke [n] rim [257]
-257-262-262e-260e-
loco trucks

260E-BDW \$27.00
A
drive wheels
.bk, spoke
[n]rim, set/4

260E-DW \$27.00 A
drive wheels ,red, spol
rim set of 4
-260-260e-263-263e-
-

261E-WB \$27.00 A
drive wheels
.blk, spoke, [n]
rim, set/4
-261e-262e- loco



261E-WR \$27.00 A
drive wheels
.red, spoke, [n]
rim, set/4 [257-7]
-261e-262e-259e-

261E-WT \$5.00 A
wheel, truck black
spoke [n] rim
-255-255e-261e-262e
loco

261-W \$5.00 A
wheel, truck red
spoke [n] rim [257]
-257-258-249e-261-2
trucks

262E-DW \$27.00 A
drive wheels
.red, spoke [n]
rim, set/4 [257-7]
-257-248-262- locos

263-DW1 \$28.00 A
drive wheel, lg blk
rim, w/cpin, gear, set/4
-260-260e-263-263e-

263-DW2 \$30.00 A
drive
wheel, thintire, w/cpin
-264e-265e-260e-26
-

263W \$5.00 A
wheel, for rear truck
black spoke no rim
-255-255e-263-263e-
loco trailer truck



264-1935 \$30.00 A
drive wheel, lg (n)
rim, gear, wo/cpin
set/4
-264E-265E- loco

264E-DW \$30.00 A
drive
wheel, thintire, wo/cpin
-259-259e-264-264e-
-

265-1935 \$30.00 A
drive wheel, lg [n]
rim, gear, w/cpin, set/4
-265- with

265E-DW \$30.00 A
drive wheel, lg [n]
rim, gear, w/cpin, set/4
-238-238e-249-249e-

318T-4 \$3.00 A
axle, car 200
trucks. 180d
-211-212-213-214-21
freight cars

381-48B \$5.25 A
wheel,
truck, spoked, black
[n] rim
-390-390e-385-385e-

381-48R \$5.25 A
wheel, truck, red
spoked [n] rim
-390-390e-385-385e-
locos

Wheels & Axles 13



2333-32 \$3.00 A
truck wheel, orig
dished back, f-3
-2333-SF
-2334-NYC-2344-SF

2333-32A \$5.00 A
tk wheel w/axle, orig
dished back, sm
axle f-3
-2333-SF

2343-33 \$4.00 A
drive wheel, orig,
flat back magna
-600-610-601-621-62
2333-2332-2334-234

9050-52 \$0.40 A
wheel, fast angle
mpc car truck
-9050- all mpc
trucks

9050-SET \$1.50 A
wheel set for fast
angle 2 wheel 1 axle
-9050- mpc car
trucks

AM-84 \$1.00 A
axle, smooth, drive
wheel, lionel
jr..130D
-1681-1100-1508-15

BL2-19 \$45.00 A
electric BAL wheel
assy .set/4 bearings.:
-8-8e-9-9E-10-10e-3'



SL-77 \$1.00 A
axle drive
wheel, prewar
150/250.180d
-257-258-259-259e-2

SL-95 \$21.00 A
drive
wheel, 0, red, spoked,
set/4
-150-152-153-154-15

SLS-35 \$21.00 A
drive
wheel, 0, red, solid,
248 elec set/4
-150-152-153-154-15

SM-38 \$1.00 A
axle, std electric
motors.180D
bal/super
-8-8E-9-9E-10-10E-3

SM-72 \$24.00 A
drive wheel std elec
loco, red, set/4
-8-8E-9-9E-10-10E-3

TC-118 \$0.25 A
o axle, post war cars
& trucks .090d
-NTC-1-NTCL-1-622-
also-2671W-2671W0

TC-70 \$0.40 A
wheel, orig post
war/no angle
-2671W-2671W0X-24;
truck,



TC-700RG \$0.50 A
wheel, orig postwar
lionel
-2671W-2671W0X-24;
truck,

TL-2 \$3.00 A
tinplate wheel, 200
-11-12-13-14-15-16-1
-6-7- tenders

TL-5 \$2.00 A
axle thick, 200
series.180D ,319T-4
-11-12-13-14-15-16-1
-6-7- tenders


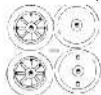
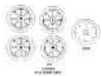

TM-4 \$2.00 A
axle med, 500
series 9T-20 .125D
-180-181-182-31-32-:
no -5- tender

TS-2 \$1.25 A
axle, 'o' prewar cars
[n] .125d
-601-602-659-803-80

TS-3 \$2.60 A
'o' tinplate [n]
wheel, prewar cars
[n]
-601-602-659-803-80

TT-3 \$2.50 A
wheel black, orig
tinplate side
-1512-1514-1515-16;

Wheels & Axles 13



1015 \$27.00 A
drive
wheel,zinc,steam
electric,set/4
-49060 -1015-1035-

1100 \$27.00 A
drive
wheel,zinc,mickey
,W/BELLset/4
-49049-1100-1103-1'

1506B \$27.00 A
drive wheel
zinc,steam
windup,set/4
-49061

1510CH \$15.00 A
drive wheel, no
crank,w/gear,set/4
-1510- lionel jr loco

1661 \$1.10 A
axle,drv/wheels
.130d, TT-5 752
vest
-1681-1100-1508-15'

1661-7 \$1.00 A
wheel spoked,(sub
675-52)
-221-224-224e-225-2
trucks

1661-8 \$0.30 A
axle short, prewar
use 1661-38
-224-224e-225-225e-
loco



1661-DW \$15.00 A
drive wheel 8
spoke,set/4, CH
-1661-1681-1688-16'
steam loco, 1 plain, 1

1661E-38 \$0.30 A
axle,short postwar
pilot truck
-221-224-224e-225-2



1661-Z \$27.00 A
drive wheel 8
spoke,sheet mtl
mtr, zincset/4
-49054

1688E-8 \$1.00 A
wheel, small black
disc SUB 671
-1688-1688e- pilot
trucks

1688E-24S \$6.00 A
truck rear,sm disc
wheels
-289e-1688e-1681e-
& all lionel jr

1688E-27 \$1.00 A
axle,loco .123
bearing .132 knurl
(early)
lionel jr

1700 \$27.00 A
drive wheel,zinc
1700 electric
loco-set/4
-49056 -1700-



1700 DW \$15.00 A
drive wheel,no
crank for rod ,CH
set/4
-1700- electric

1700B \$27.00 A
drive wheel,zinc
,windup,W/BELL
set/4
-49055 -1700-

1835-BAL-B \$42.50
A
4 wheels black/axle
bear gear,presed
-385-385e-392-392e-

1835E-DW \$24.00
A
drive wheel,black
8/32 hub, set/4
-385-385e-1835e-

2023-70 \$3.00 B
wheel, orig dished
back
-2023-also loco -50-
gang

2026-122 \$1.25 A
steel axle, orig
-1951-2036-2026-20'
(late)
-2026-2034-249-250-

2046-25 \$1.25 A
wheel, front truck
-646-2046-665-685-7
loco

Wheels & Axles 13



675-52X2 \$1.50 A
2 wheels & axle set
rear truck spoked
-224-225e-675-2025-
K-5 loco-2026- rear



700E-10 \$2.50 C
wheel, scale
truck, big hole
brass/steel
-700e- hudson



700E-170LTI \$1.50
A
truck wheel
-700e-763e-773-
hudson loco



700E-63 \$2.00 D
axle, rear truck
solid
-700e-763e-773-
hudson loco



700E-64 \$2.00 C
axle, front truck
solid
-700e-763e- hudson
loco



700E-64LTI \$3.50 A
axle pilot truck
stepped, orig
-700e-763e- hudson
loco



700E-9LTI \$7.50 A
wheel set, spoked
for rear truck
-700e-763e-773-
hudson loco



700T-33 \$6.00 A
scale wheel
set, assembled LTI
-700t- hudson
tender



714T-10 \$3.00 A
wheel, scale cars
sm hole gibson axle
-714-715- scale
cars



714T-9 \$1.00 C
axle, scale cars
gipson girl
-714-715- scale
cars



736-19 \$1.50 A
axle plain, orig for
magnatraction
-726-737- berkshire
loco



752DW \$20.00 A
drive wheel set/4 &
axles, orig
-616e-636w-752e-
locos



752M-49 \$2.00 A
axle, orig, drive
wheels, knurled end
-224-224e-225-225e-



752M-52G \$5.50 A
wheel geared
wo/axle steel repro
-616e-636w-752e-
locos



752M-52P \$2.50 A
wheel loco plain
steel repro
-616e-636w-752e-
locos



752M-55 \$2.00 A
axle, orig
drivewheels.180,
smooth ends
-616e-636w-752e-



752T-72 \$2.50 A
wheel, vestibule, 249
loco truck
-752e-753-754- UP,
railchief, hawithia



752W \$16.00 A
drive wheel, 2
gear/2plain, set/4
repro
-616e-636w-752e-



763E-10 \$2.50 A
wheel, for pilot and
rear truck
-763e- hudson



763E-63 \$2.50 D
axle, hudson rear
loco trucks
-700e-763e-773-
hudson loco



763E-9 \$7.50 D
wheel set spoked
for rear truck
-763e- hudson loco

Wheels & Axles 13



400-BAL-R \$45.00 A
4 wheels red/axle
bear gear,presed
-385-385e-392-392e-



400E-DW \$24.00 A
drive wheel,red,8/32
hub,set/4 [385]
-385-385e-392-392e-
std loco



414 \$3.00 A
wheel,tinplate,300/4
larger than 500
-412-413-414-416-41



500 \$3.40 A
wheel,tinplate truck
[n] 9T-17
-511-512-513-514-51
500- freights



6x-17

600-137 \$4.00 A
gear wheel & sm
plain axle ,orig
-600-601-602-610-61



616DW \$15.00 A
drive wheels,
set/4,2 gear,2 plain
repro
-616e-636w-752e-



616-DW \$24.95 A
drive wheels
w/axles set 4,orig
-616-636-752-flying
yankee, blue streak



622-137

622-137 \$4.00 A
drive wheel,
origrecessed for fat
axle
-622-622D- diesel



622-176

622-176 \$6.00 A
gear wheel & plain
SS axle,orig
-622-622D- diesel
switcher -2023- also



622-178

622-178 \$6.00 A
gear wheel &
swedged SS
axle,orig
-622-622D- diesel



623-10

623-10 \$10.00 A
gear wheel and mag
axle,orig
-600-610-601-621-Di
switchers



623-100RG

623-100RG \$9.00 A
wheel & mag axle,
orig
-623-



636DW

636DW \$15.00 A
drive wheels,
set/4,2 gear,2 plain
repro
-616e-636w-752e-



636DW-NOS

636DW-NOS
\$24.95 A
drive wheels &
axles,set/4 ,orig
-616-636-752-



671-121

671-121 \$2.00 A
axle, black or nickel
knurled for gear
-671-681-682-2020-
turbine



671-127

671-127 \$0.30 A
wheel, pilot/ rear
truck
-671-682-2020-
turbine



671-127x2

671-127x2 \$0.90 A
2 wheel & axle set
for truck
-224-224e-225-225e-
turbine locos



671-25

671-25 \$2.00 A
axle drive wheel,
black or plain steel
-671-681-682-2020-
turbine



671-84

671-84 \$3.00 A
blind wheel set
w/axle
-671-681-682-2020-tr
locos



675-52

675-52 \$0.75 A
wheel, spoked rear
truck
-675-2025-2035- K-5
loco-2016-2018-2020



675-52LTI

675-52LTI \$0.50 A
wheel, spoked rear
truck LTI
-675-2025-2035- K-5
loco1951-2036-2037-

Wheels & Axles 13



384-BAL-B \$45.00 A
4
wheels_black/axle,be

-384-384e-390-390e-



384-BAL-R \$45.00 A
4
wheels_red/axle,bear

-384-384e-390-390e-



384-DW \$24.00 A
drivewheels
_red,4/36 hub,set/4/

390
-384-384e-390-390e-



384TW \$5.00 A
wheel_pilot tk,red
spoke[n] rim

-249e-260e-263e-38-



385-BAL-R \$45.00 A
4 wheels red/axle

bear gear,pressed
-385-385e-392-392e-



385E-84 \$1.00 A
axle_std wheels
super,
bal,trucks .180d

-9-9e-10-10e-381-38



385E-DW \$24.00 A
drivewheels
_red,8/32 hub,set/4

-385-385e-392-392e-



385E-WB \$5.25 A
wheel_truck,solid
black [n] rim

-385-385e-1835-183



385E-WR \$5.25 A
wheel_truck solid
red [n] rim

-385e-392e-400e-18-



385E-W/SB \$5.25 A
wheel_truck spoked
black [n] rim wheel

-385-385e-1835-183



385E-W/SR \$5.25 A
wheel_truck spoked
red [n] rim

-385-385e-392-392e-



390-44 \$49.00 A
wheels,axles,bearing

BAL
-384-384e-390-390e-



390-BAL-B \$45.00 A
4 wheels black/axle

bear gear,(390-44)
-384-384e-390-390e-



390-BAL-R \$45.00 A
4 wheels red/axle

bear
gear,pressed(390-44



390-DW \$24.00 A
drive
wheel_black,4/36

hub, set/4
-384-384e-390-390e-



390WBT \$5.25 A
wheel black spoked
_truck (381-48)

-390-390e-



390WRT \$5.25 A
wheel red spoked
_truck (381-48)

-390-390e-



392-BAL-R \$45.00 A
4 wheels red/axle

bear gear,pressed
-385-385e-392e-400



392E-DW \$24.00 A
drive
wheel_red,8/32set/4

[385]
-385-385e-392e-400



400-BAL-B \$45.00 A
4 wheels black/axle

bear gear,pressed
-385-385e-392-392e-

Wheels & Axles 13



TT5 \$1.00 A
axle, " O" car wheels
752 vestable.130d
-752-753-754
vestabule car